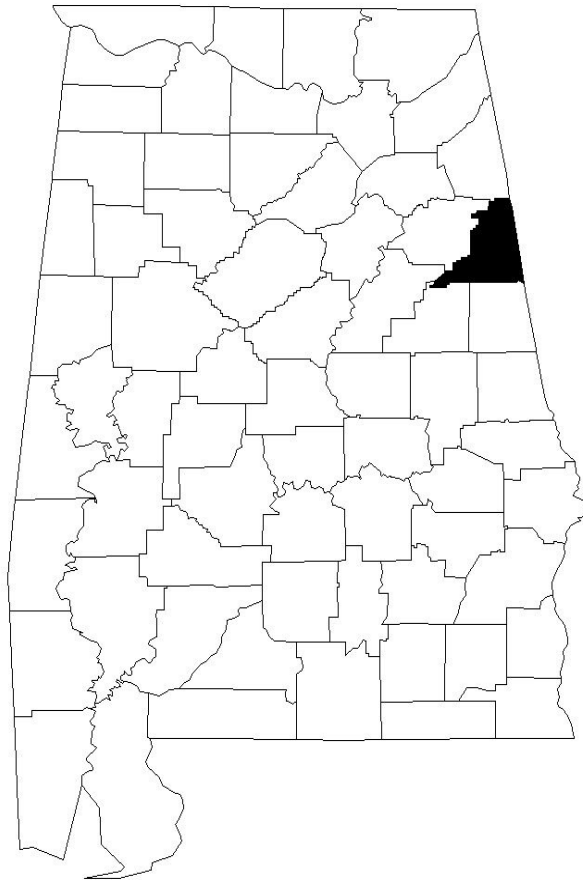


THE STATUS OF PRIMARY HEALTHCARE IN CLEBURNE COUNTY

September 2009



Produced by

The Alabama Medical Education Consortium
(<http://www.amec.uwa.edu>)

Selected Characteristics of the Cleburne County Population

Population Component	2008 Estimates	2025 Projections
Total Population	14,799	16,920
African American	628	768
White	13,978	15,916
Other Races	193	236
Males	7,447	8,528
Females	7,352	8,392
Under 20 Years of Age	3,704	3,815
65+ Years of Age	2,308	3,745
85+ Years of Age	248	430
SOURCE: 2008 data – U.S. Census Bureau, Annual County Resident Population Estimates by Age, Sex, Race, and Hispanic Origin: April 1, 2000 to July 1, 2008, CC-EST2008-ALLDATA-01.csv. 2025 data - Alabama State Data Center, The University of Alabama, Tuscaloosa, Alabama. Figures for "African American" and "Other Races" are extrapolated.		
Hispanic/Latino - 1990		38
Hispanic/Latino - 2000		198
Hispanic/Latino - 2008		323
SOURCE: U. S. Census Bureau.		
2008 Estimated Population of Incorporated Places		
Place	2008 Population	
Edwardsville	195	
Fruithurst	284	
Heflin	3,551	
Ranburne	484	
SOURCE: Alabama State Data Center, The University of Alabama, Tuscaloosa, Alabama.		
2008 Medicaid Eligible Population		
All Ages	3,189 (21.0%)	
Children (under 21 years)	1,815 (44.8%)	
SOURCE: <i>Alabama Medicaid Statistics by County – 2008</i> , Alabama Medicaid Agency (http://www.medicaid.alabama.gov/).		
Medicare Enrollment (July 1, 2007)		
Total	2,847	
Aged	2,089	
Disabled	758	
SOURCE: Medicare County Enrollment as of July 1, 2007, Centers for Medicare and Medicaid Services (http://www.cms.hhs.gov/MedicareEnrpts/).		
Percent Uninsured Population Under Age 65 in 2006		
United States	17.8%	
Alabama	15.7%	
Cleburne County	17.1%	
SOURCE: Small Area Health Insurance Estimates, U.S. Census Bureau. (http://www.census.gov/did/www/sahie/data/2006/tables.html)		
Per Capita Personal Income in 2007		
United States	\$38,615	
Alabama	\$32,419	
Cleburne County	\$26,845	
SOURCE: Local Area Personal Income – 2007, U.S. Department of Commerce, Bureau of Economic Analysis (http://www.bea.gov/regional/reis/).		
Households With No Vehicle in 2000	343 (6.1%)	
Households With One Vehicle in 2000	1,473 (26.4%)	
Source: U.S. Department of Commerce, Bureau of Census, Census 2000 Summary File 3 (SF3), Table H44.		

Selected Health Care Facilities/Services in Cleburne County

Hospitals	None
Federally Qualified Health Centers	Cleburne Quality Healthcare, Heflin
Certified Rural Health Centers	None
Medical Clinics	Cleburne Medical Clinic, Heflin Lloyd James, M.D., Heflin
Dental Clinics	Sarrell Regional Dental Center, Heflin (one staff dentist provides service each day during four days of each week) Wayne Townsend, DMD, Heflin
EMS Service	Cleburne County Emergency Medical Service, Heflin
County Health Department	Cleburne County Public Health Department, Heflin
ESRD Centers	None
Mental Health Centers/Facilities	Calhoun-Cleburne Mental Health Center, Heflin Fruithurst Day Treatment, Fruithurst (Intellectually Disabled) Fruithurst Group Home, Fruithurst (Intellectually Disabled)
Nursing Homes	Cleburne County Nursing Home, Heflin (82 beds)
Assisted Living Facilities	None
Pharmacies	Cleburne Pharmacy, Heflin Wright Drug Co., Heflin

Primary Care Practitioners Practicing in Cleburne County by Specialty
(Presented as Full Time Equivalents¹)

<u>Specialty</u>	<u>Practitioners</u>	<u>Full Time Equivalents</u>
Total Primary Care Physicians	5	2.37
Family Medicine	2	0.78
Lloyd James, MD		0.33
Dolores V. Victoria, MD		0.45
Internal Medicine	3	1.59
Igor I. Bidikov, MD		0.53
Mario Mutic, MD		0.53
Andrejs Trenins, MD		0.53
Pediatrics	None	
Obstetricians/Gynecologists	None	
Physician Assistants Providing Primary Care	None	
Nurse Midwives Providing Primary Care	None	
Nurse Practitioners Providing Primary Care	1	1.00

Source: Practicing Physician Database, Alabama Medical Education Consortium.² Primary Care includes family medicine, internal medicine, pediatrics, and obstetrics/gynecology.

Note: Care being provided to specific populations, such as nursing home residents, correctional facilities, veteran's hospitals, etc. which is not available to the general public is not included in this table.

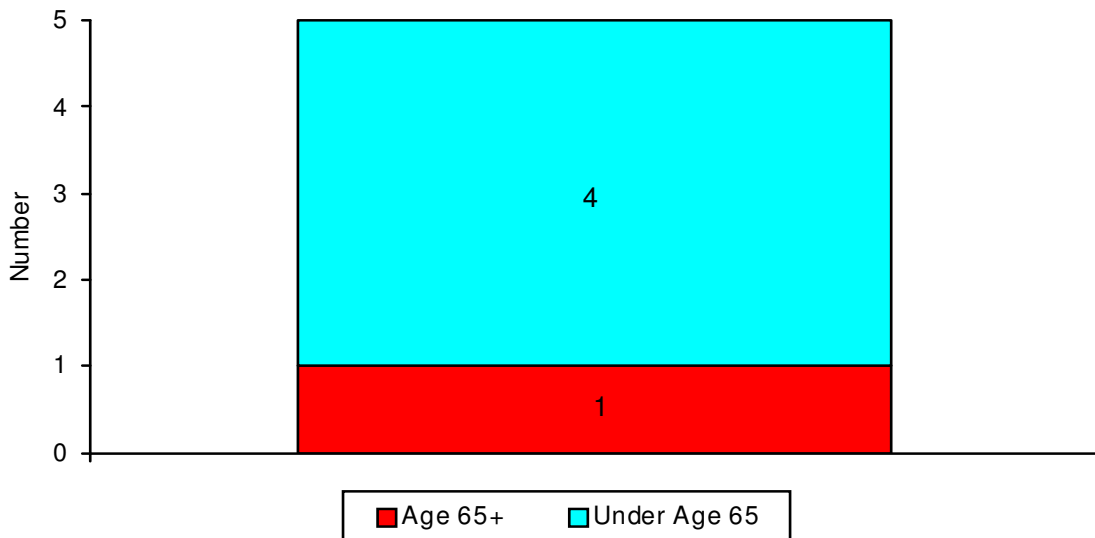
Subspecialty Practitioners Practicing in Cleburne County by Specialty

<u>Specialty</u>	<u>Practitioners</u>
Psychiatry	2
Calhoun-Cleburne Mental Health Center, Heflin	
Maurice V. Jeter, Jr., MD (adults on Tuesday mornings)	
Clarence E. McDanal, Jr. (children on alternating Thursday mornings)	

Source: Practicing Physician Database, Alabama Medical Education Consortium.²

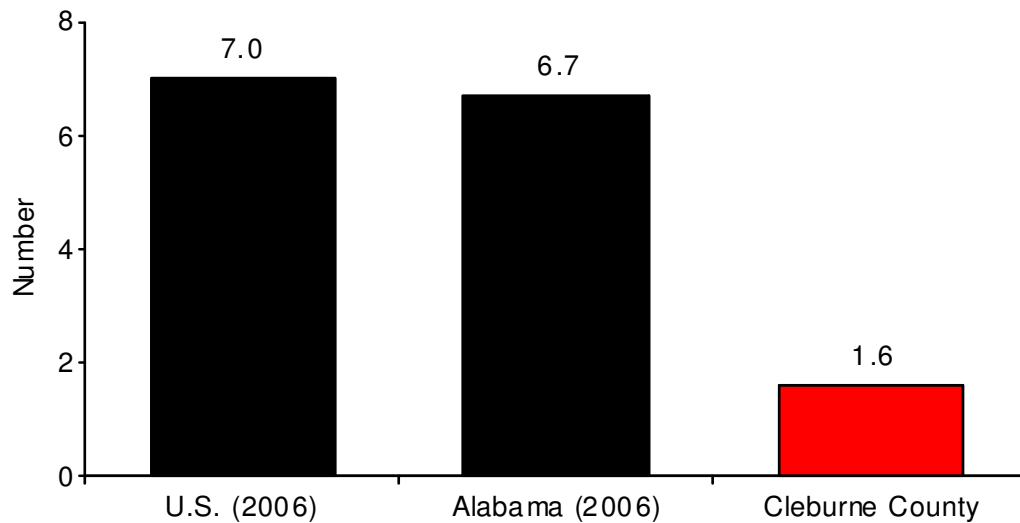
Note: Care being provided to specific populations, such as nursing home residents, correctional facilities, veteran's hospitals, etc. which is not available to the general public is not included in this table.

Current Primary Care Physicians by Age in 2014 Cleburne County, September 2009



SOURCE: Alabama Medical Education Consortium's Practicing Physician Database. Only physicians working for a full time equivalency (FTE) of 0.33 or greater are included in this graphic.

Primary Care Physicians Per 10,000 Population U.S., Alabama and Cleburne County, 2009



SOURCES: Alabama and county data is from the AMEC Practicing Physician Database and includes only physicians actively practicing primary care. U.S. data is from the Bureau of Labor Statistics. Caution should be exercised in using these rates since the county rate is based on full time equivalents of service while state and national rates are based on the number of licensed physicians.

Federal Health Professional Shortage Area (HPSA) Designation for the County:

A Health Professional Shortage Area (HPSA) is broadly defined as being an area or population component that the U.S. Department of Health and Human Services designates as having an inadequate supply of health care providers. HPSA designations are made for the provision of primary care, dental care, and mental care.

Cleburne County is currently designated as a Health Professional Shortage Area by the federal Office of Health Professions for the provision of primary care service. This classification was made on February 22, 2006 when it was determined that two additional full time equivalents of primary care service was needed to meet the minimal needs of the population in this county.

Availability of Primary Care for the County's Medicaid Population:

All current primary care practitioners provide service to the Medicaid population. Since this is subject to change, Medicaid patients should contact the clinic prior to receiving services to assure that new patients are being accepted and the desired service is provided.

Sources Providing Primary Care in the County:

Cleburne Quality Healthcare (a Federally Qualified Health Center)

Heflin

Phone: (256) 463-2021

Days/Hours Open: Monday through Thursday from 7:30 a.m. until 5:30 p.m. and Friday from 7:30 a.m. until 11:30 a.m.

Primary Care Providers: Dolores V. Victoria, M.D., Family Practice, provides service on Monday and Thursday. A nurse practitioner, provides service during all office days and hours.

Provides Medicaid Service? Yes
Accepting New Medicaid Patients? Yes

Provides Medicare Service? Yes
Accepting New Medicare Patients? Yes

Cleburne Medical Clinic

Heflin

Phone: (256) 463-7454

Days/Hours Open: Monday, Tuesday, Wednesday, and Friday from 8:00 a.m. until 5:00 p.m. and Thursday from 8:00 a.m. until 4:00 p.m.

Primary Care Providers: Igor I. Bidikov, M.D.; Mario Mutic, M.D.; and Andrejs Trenins, M.D.; Internal Medicine, provide service to patients aged 13 years or more on all office days and hours. The office attempts to schedule two physicians for the provision of service each day. At least one physician is in the office on each day.

Provides Medicaid Service? Yes
Accepting New Medicaid Patients? Yes

Provides Medicare Service? Yes
Accepting New Medicare Patients? Yes

Lloyd James, M.D.
Heflin
Phone: (256) 463-2601

Days/Hours Open: Tuesday and Thursday from 8:30 a.m. until 3:00 p.m.

Primary Care Providers: Lloyd James, M.D., Family Practice, provides service on all office days and hours.

Provides Medicaid Service? Yes
Accepting New Medicaid Patients? Yes

Provides Medicare Service? Yes
Accepting New Medicare Patients? Yes

Primary Care Sources in Cleburne County, September 2009

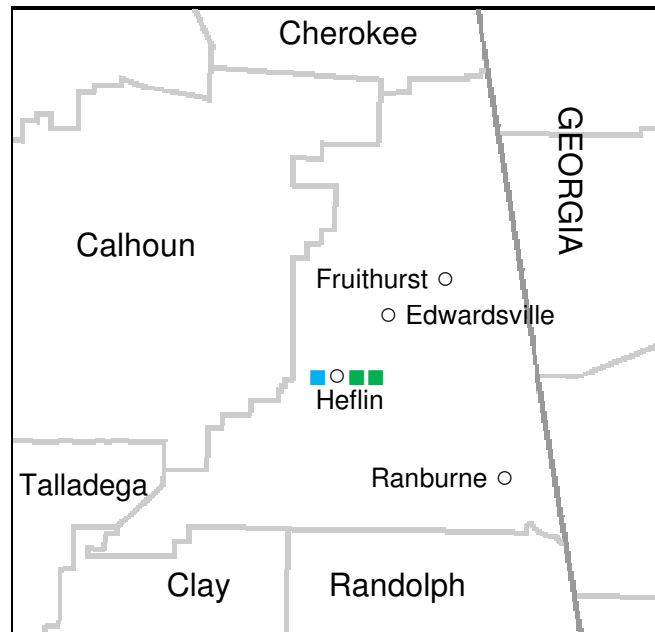


CHART LEGEND

- | | |
|-------------------------------------|---------------------------|
| ○ Incorporated Place | ● Hospital Emergency Room |
| ● Hospital Outpatient Clinic | ■ Physician's Clinic |
| ■ Federally Qualified Health Center | ■ Rural Health Clinic |

TECHNICAL NOTES

¹ In this report, full time equivalents are based upon hours worked considering an 8-hour workday for 5 days per week as full time. There are other methodologies that are used, such as basing this calculation upon estimated performance.

² The Alabama Medical Education Consortium's Practicing Physician Database includes selected records and information from the Medical Licensure Commission's Licensed Physician Database and additional information collected by AMEC.

Permission is granted to use any portion or all of this publication.

This report is available on the Alabama Medical Education Consortium web site at <http://www.amec.uwa.edu>.

Alabama Medical Education Consortium
Post Office Box 2387
Robertsdale, Alabama 36567
Telephone: (251) 947-6288